

1550nm Fiber Coupled DFB Laser Source

Single mode, up to 40mW, 100kHz, 300kHz, Benchtop or Module



DATASHEET

[Return to the Webpage](#)



Features

- Turnkey Laser Source
- High Stability
- Advanced Feedback Control

Applications

- Medical Laser Treatment
- Biotechnology
- Others



Agiltron provides cost-effective fiber-coupled laser sources with a wide range emitting spectrum from 370nm to 2000nm and line width from 10kHz to broadband to select. Each benchtop laser source features a pigtailed laser and high-precision, low-noise auto-feedback drive electronics to ensure constant output power or a constant driving current, and an integrated temperature control unit maintains optimal operating conditions. Each unit features a front fiber output connector and a universal power supply compatible with 100 to 240 VAC. We offer two packages: benchtop for ease of use and compact module for system integration. The user interface benchtop includes an intuitive LCD display for independent control of output power and temperature via two front rotating knobs. The module has two front output power and temperature settings. All units have a built-in isolator option to prevent reflection-induced laser emissions instability. We produce fiber-coupled isolators from 370nm to 2000nm. An isolator is essential to obtain stable laser output.

Specifications

Parameter	Min	Typical	Max	Unit
Center Wavelength		1550		nm
Output Power	2	20	40	mW
Spectral Width, -3dB	100	200	5	kHz
Side Mode Suppression Ratio (SMSR)		30	36	dB
Polarization Extinction Ratio	18		30	dB
Laser Operation Current	10		300	mA
Laser Threshold Current (I _{th})	50	70	80	mA
Forward Voltage (V _f)		1.2	2	V
Reverse Voltage			1.5	V
Slope Efficiency		0.1		W/A
Reflection Isolation (built-in isolator)	30			dB
Speed		1.25		Gb/s
PD Capacitance		10	15	pF
PD Dark Current			0.1	μA
PD Operation Current			1	mA
PD Reverse Voltage			15	V
Pin Solder Temperature			250	°C
Thermistor Resistance (25°C)		10	10.5	kΩ
B Constant of R _{th}		3938		K
TEC Voltage			4	V
TEC Current			2	A
Operating Temperature	-20		75	°C
Storage Temperature	-40		85	°C
Reliability				Telcordia 468

Note: The specifications provided are for general applications with a cost-effective approach. If you need to narrow or expand the tolerance, coverage, limit, or qualifications, please [click this link](#):

Rev 10/04/24

1550nm Fiber Coupled DFB Laser Source

Single mode, up to 40mW, 100kHz, 300kHz, Benchtop or Module



DATASHEET

Benchtop Laser Source Operation Manual



- Plug in power cable
- Turn on Power Switch
- Setting the Output Power by rotating the knob
- Setting the laser diode Temperature by rotating the knob
- Connect a fiber path cable with matching connector (FC/APC is the default)
- Push the Emission switch to turn on the laser
- Measure the output power to verify

Module Laser Source Operation Manual



- Plug in power cable
- Turn on Power Switch
- Setting the Output Power by rotating the screw
- Setting the laser diode Temperature by rotating the screw
- Connect a fiber path cable with matching connector (FC/APC is the default)
- Push the Emission switch to turn on the laser
- Measure the output power to verify

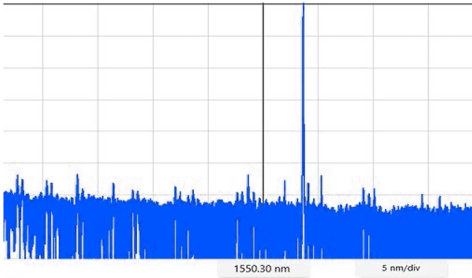
1550nm Fiber Coupled DFB Laser Source

Single mode, up to 40mW, 100kHz, 300kHz, Benchtop or Module

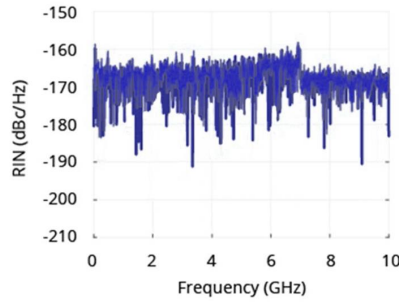


DATASHEET

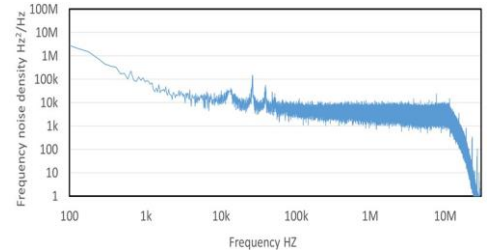
Typical Performance - Ultranarrow 5K Linewidth Laser



SMSR > 50 dB)



RIN~ -150dB/Hz



Frequency Noise

Ordering Information

Prefix	Wavelength	Power	Package	Isolator	Control Mode	TEC Cooling	Fiber Type	Connector
<input type="checkbox"/>	<input type="checkbox"/>	<input type="checkbox"/>	<input type="checkbox"/>	<input type="checkbox"/>	<input type="checkbox"/>	<input type="checkbox"/>	<input type="checkbox"/>	<input type="checkbox"/>
FCLS-	1550nm = 1550	10mW = 1 20mW = 2 30mW = 3 40mW = 4	Benchtop = 1 Module = 2	None = 1 Yes = 2	Constant Current = 2 Constant Power = 1	No = 1 Yes = 2	SM28 = 1 PM1550 = 4 Special = 0	FC/APC = 3 FC/PC = 2 Non = 1 SC/PC = 4 SC/APC = 5 LC/PC = 7 LC/UPC = U Special = 0